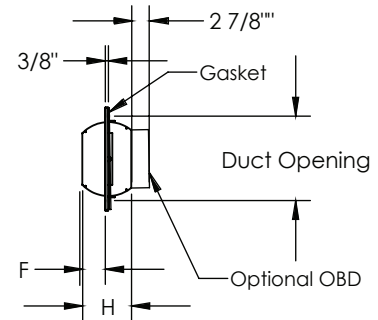
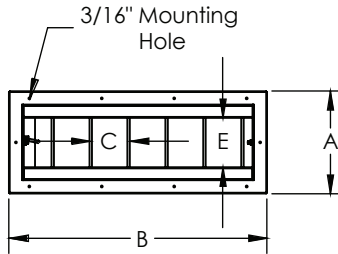


Drum Louver - A Series



MODEL	A	B	C	E	F	H	Duct Opening	Blade Qty	Mount Holes
DL-1204-A	6-3/8	14-3/4	2	2	1	2-9/16	12 x 4	6	6
DL-1804-A		20-3/4					18 x 4	9	8
DL-2404-A		26-3/4					24 x 4	12	10
DL-3004-A		32-3/4					30 x 4	15	10
DL-3604-A		38-3/4					36 x 4	18	12
DL-4204-A		44-3/4					42 x 4	21	12
DL-4804-A		50-3/4					48 x 4	24	14
DL-6004-A		62-3/4					60 x 4	30	16
DL-1206-A	8-3/8	14-3/4	2	3-1/2	1-9/16	3-7/16	12 x 6	6	6
DL-1806-A		20-3/4					18 x 6	9	8
DL-2406-A		26-3/4					24 x 6	12	10
DL-3006-A		32-3/4					30 x 6	15	10
DL-3606-A		38-3/4					36 x 6	18	12
DL-4206-A		44-3/4					42 x 6	21	12
DL-4806-A		50-3/4					48 x 6	24	14
DL-6006-A		62-3/4					60 x 6	30	16
DL-1208-A	10-5/16	14-3/4	3	5	2-5/16	5	12 x 8	3	6
DL-1808-A		20-3/4					18 x 8	5	8
DL-2408-A		26-3/4					24 x 8	7	10
DL-3008-A		32-3/4					30 x 8	9	10
DL-3608-A		38-3/4					36 x 8	11	12
DL-4208-A		44-3/4					42 x 8	13	12
DL-4808-A		50-3/4					48 x 8	15	14
DL-6008-A		62-3/4					60 x 8	19	16

Standard Finishes

- #12 anodized powder coat
- #42 gloss black powder coat
- #43 flat black powder coat
- #52 white powder coat
- #62 grey primer powder coat (for field painting)
- #72 silver metallic powder coat
- #99 custom color / color match (paint chip needed)

Standard Material

- Heavy gauge aluminum
- Foam Gasket

Options

- Opposed Blade Damper
- Custom Size (Lengths)
- Dual Vane (Split)
- Custom Finish

Features

- Low Noise Levels
- Low Pressure Requirements
- Directional Air Pattern Control
- ±45 Degree Deflection
- ±40 Degree Rotation

Notes

- Mounting Screws Included

Project :

Architect :

Engineer :

Contractor :

Submitted By :

Date :

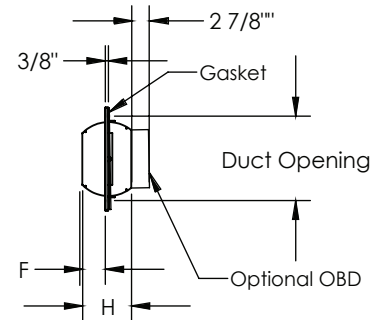
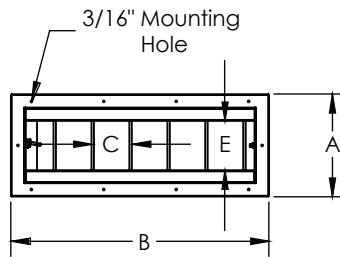
DL-A Series

Drum Louver - Flat Frame

Form # : 40016S

Drawn By : MH May 2019

Drum Louver - A Series



MODEL	A	B	C	E	F	H	Duct Opening	Blade Qty	Mount Holes
DL-1210-A	12-7/16	14-3/4	3	6-5/8	3-5/8	6-15/16	12 x 10	3	6
DL-1810-A		20-3/4					18 x 10	5	8
DL-2410-A		26-3/4					24 x 10	7	10
DL-3010-A		32-3/4					30 x 10	9	10
DL-3610-A		38-3/4					36 x 10	11	12
DL-4210-A		44-3/4					42 x 10	13	12
DL-4810-A		50-3/4					48 x 10	15	14
DL-6010-A		62-3/4					60 x 10	19	16
DL-2012-A	14-1/16	22-3/4	5	8-1/8	3	6-7/16	19-3/4 x 11-3/4	3	10
DL-3012-A		32-3/4					29-3/4 x 11-3/4	5	12
DL-4012-A		42-3/4					39-3/4 x 11-3/4	7	14
DL-5012-A		52-3/4					49-3/4 x 11-3/4	9	16
DL-6012-A		62-3/4					59-3/4 x 11-3/4	11	18
DL-7012A		72-3/4					69-3/4 x 11-3/4	13	20
DL-2015-A	16-7/8	22-3/4	5	10-3/8	4	8-3/8	19-3/4 x 14-3/4	3	10
DL-3015-A		32-3/4					29-3/4 x 14-3/4	5	12
DL-4015-A		42-3/4					39-3/4 x 14-3/4	7	14
DL-5015-A		52-3/4					49-3/4 x 14-3/4	9	16
DL-6015-A		62-3/4					59-3/4 x 14-3/4	11	18
DL-7015-A		72-3/4					69-3/4 x 14-3/4	13	20

Standard Finishes

- #12 anodized powder coat
- #42 gloss black powder coat
- #43 flat black powder coat
- #52 white powder coat
- #62 grey primer powder coat (for field painting)
- #72 silver metallic powder coat
- #99 custom color / color match (paint chip needed)

Standard Material

- Heavy gauge aluminum
- Foam Gasket

Options

- Opposed Blade Damper
- Custom Size (Lengths) _____
- Dual Vane (Split) _____
- Custom Finish _____

Features

- Low Noise Levels
- Low Pressure Requirements
- Directional Air Pattern Control
±45 Degree Deflection
±40 Degree Rotation

Notes

- Mounting Screws Included

Project :	<h2>DL-A Series</h2> <p>Drum Louver - Flat Frame</p>	
Architect :		
Engineer :		
Contractor :		
Submitted By :	Date :	Form # : 40016S
		Drawn By : MH May 2019