

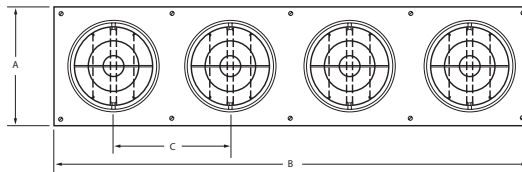
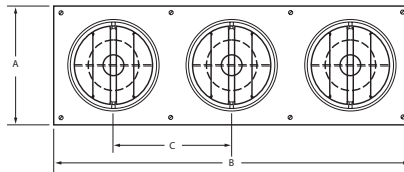
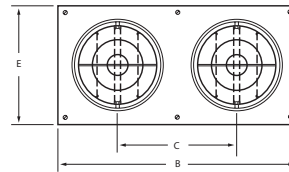
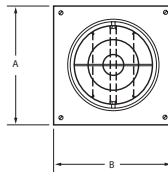
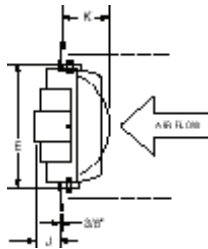


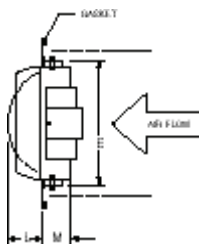
## Air Nozzles With Adjustable Diffusing Vanes Panel Series



Jet Position



Diffusing Position



### Adjustability

- Jet Position: The nozzle can pivot through a 60° arc of  $\pm 30^\circ$ , and rotated about a fixed plane 360°.
- Change Over: The nozzle can be flipped 180° to rotate the diffusing vanes forward.
- Diffusing Position: The diffusing vanes are adjustable from 0° to 100° included angle, allowing projection (Throw) to be shortened by up to 50%.

### Installation

- Easily installs on wall, ceiling or duct work with included screws.

### Standard Material

- Heavy Gauge Steel

### Optional Material

- Heavy Gauge Aluminum
- Stainless Steel #304
- Stainless Steel #316

### Notes

- Mounting Screws Included
- Custom Sizes Available

### Standard Finishes

- #00 mill (aluminum)
- #10 clear anodized (aluminum)
- #12 anodized powder coat
- #42 gloss black powder coat
- #43 flat black powder coat
- #52 white powder coat
- #62 grey primer powder coat (on field painting)
- #72 silver metallic powder coat
- #99 custom color / color match (paint chip needed)

<b>Project :</b>	<b>ANC/ADV Series</b> Air Nozzle Adjustable Diffusing Vanes Panels
<b>Architect :</b>	
<b>Engineer :</b>	
<b>Contractor :</b>	<b>Form # : 30016S</b>
<b>Submitted By :</b>	<b>Date :</b>
<b>Drawn By : MH January 2001</b>	

## Air Nozzles With Adjustable Diffusing Vanes Panel Series

MODEL	E (Nozzle)	# Per Panel	C	# Per Rings	A	B	Duct Height	Duct Width	J	K	L	M
ANC/ADV-06-1	6	1	-	3	10	10	8	8	3/4	2-1/2	1	2-1/4
ANC/ADV-06-2		2	9			19		17				
ANC/ADV-06-3		3				28		26				
ANC/ADV-06-4		4				37		35				
ANC/ADV-08-1	8	1		-	3	11-3/4	12	10	10	1-1/2	3-1/2	1-3/4
ANC/ADV-08-2		2	12	24			22					
ANC/ADV-08-3		3		36			34					
ANC/ADV-08-4		4		48			46					
ANC/ADV-10-1	10	1		-	3	13-3/4	14	12	12	1-1/2	4-1/8	2-3/8
ANC/ADV-10-2		2	13	27			25					
ANC/ADV-10-3		3		40			38					
ANC/ADV-10-4		4		53			51					
ANC/ADV-12-1	12	1		-	3	15-3/4	16	14	14	1-1/2	4-1/2	2-3/4
ANC/ADV-12-2		2	15	31			29					
ANC/ADV-12-3		3		46			44					
ANC/ADV-12-4		4		61			59					
ANC/ADV-14-1	14	1		-	4	17-3/4	18	16	16	1-1/2	5	3-1/4
ANC/ADV-14-2		2	17	35			33					
ANC/ADV-14-3		3		52			50					
ANC/ADV-14-4		4		69			67					
ANC/ADV-16-1	16	1		-	4	19-3/4	20	18	18	1-7/8	6-5/8	5
ANC/ADV-16-2		2	20	40			38					
ANC/ADV-16-3		3		60			58					
ANC/ADV-16-4		4		80			78					
ANC/ADV-18-1	18	1		-	4	21-3/4	22	20	20	2	7	5-1/2
ANC/ADV-18-2		2	22	46			44					
ANC/ADV-18-3		3		67			64					
ANC/ADV-18-4		4		90			88					

(Inches measured to the nearest 1/16")

<b>Project :</b>	<b>ANC/ADV Series</b> Air Nozzle Adjustable Diffusing Vanes Panels
<b>Architect :</b>	
<b>Engineer :</b>	
<b>Contractor :</b>	<b>Form # : 30016S</b>
<b>Submitted By :</b>	<b>Date :</b>
<b>Drawn By : MH January 2001</b>	